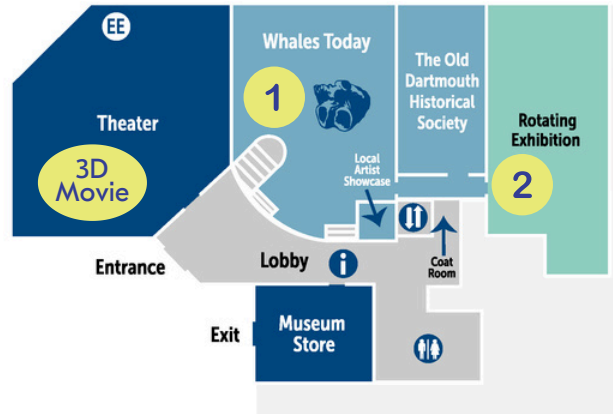


Lower Level



1 Learn about Whales & Ecology



How many humans can safely fit in a blue whale heart?



Look up at the whale skeletons. Find the bones of the flippers, spines, and jaws. How are the skeletons similar? How are they different?



What happens when you move the sand around in the sand table?

2 Look Pleasant, Please!

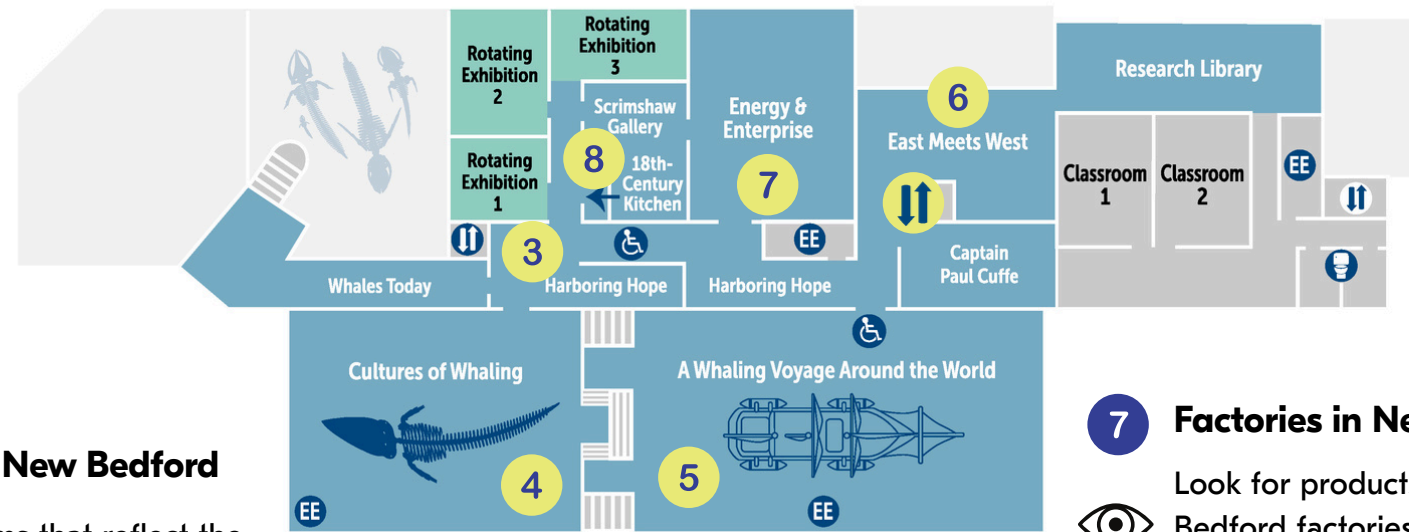


This exhibit contains over 400 photographs of people from New Bedford in the 1800s.

Find a portrait that captures your attention. What do you wonder about the person in the photograph?

Use the elevator or stairs to reach the main level.

Main Level



3 History of New Bedford



Look for items that reflect the perspectives of Indigenous Wampanoag artists.



Find the shelf with items to touch and smell. Which products come from the land? Which come from the sea?



Look at the exhibit cases. What resources from the land and sea did people use to live and make money?

4 The City that Lit the World



Examine the skeleton of the sperm whale. Look for the teeth that sperm whales use to catch giant squid and other large fish for food.



Look around the room to figure out why and how humans hunted whales in the past.

5 Lagoda - Model Whaling Ship



Board the half-scale model of the Lagoda whaling ship. Look up high on the masts for hoops where whalers stood. Imagine scanning the sea to spot whales surfacing to breathe.



Pretend to live and work on a whaling ship in the Sailor's Nook.



Play the Voyage around the World computer game by assigning characters to tasks aboard the ship.

6 International Gallery



Look for items from other countries, like a long scroll painted in Japan.



Explore the Above & Below exhibit in the Kid's Corner.

7 Factories in New Bedford



Look for products made in New Bedford factories, like glass, fabric, tools, and life jackets!



Find the photos of children who worked in the factories. What do you wonder about the lives of the children in the photos?

8 Scrimshaw Carvings



What designs are carved on sperm whale teeth, whale bones, or walrus tusks? How many flags can you find?



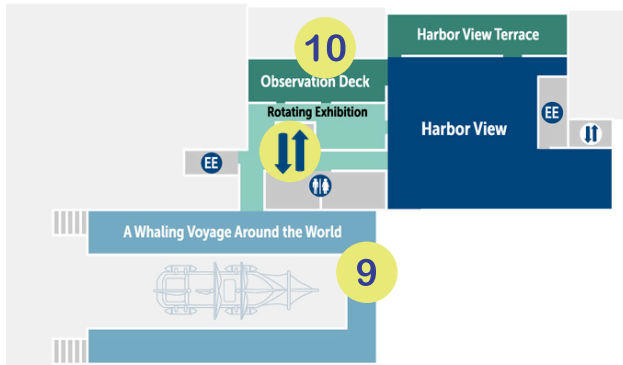
Find the modern carving made on a plastic jug. Should this be called scrimshaw, too?



Elevator to Upper Level

Go up the ramp in Harboring Hope towards the elevator.

Upper Level



9 Voyage around the Balcony



Find the Vigia, a white hut used in the Azores to spot whales from land. Use the telescope to look for a whale.



Listen to music, poems, and stories in Crioulo, Portuguese, or English to learn about Cape Verdean culture.



How did whaling connect New Bedford to other parts of the world?



10 New Bedford Harbor



Look out over the Acushnet River. What do you hear? What do you smell?



What do you see that connects to New Bedford's history? How is New Bedford's harbor used today?



Elevator to Main Level

Use a pencil in the Sailor's Nook or fill in after your visit.



What would you carve on a sperm whale tooth?



Draw or describe your favorite part of the museum.

Explore and Learn at the New Bedford Whaling Museum

Use this guide to explore
exhibits around the museum.

- Look at art and objects.
- Touch hands-on items only.
- Walk through the museum.
- Stay with your group.
- Be calm and safe.
- Have fun!



Please start at station # _____

Continue following the list in numerical
order until #10, and then go to #1 to circle
through the questions. Complete the wrap-
up questions at the end

Take your time and enjoy your visit! Look
for other interesting items along the way.